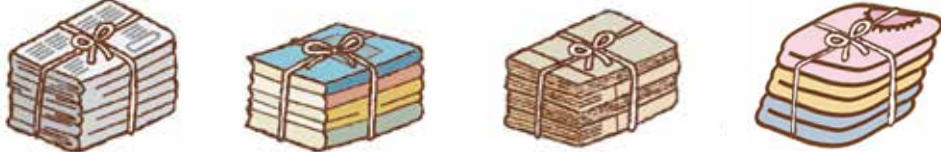






# Kudamatsu City Residential Waste Classification Poster



Classification	Designated Bags	Examples	Notes
かねんけいしげん <b>可燃系資源</b> Flammable resources		(1) Newspapers, inserts (2) Magazines, books, paper cartons, scrap paper (3) Cardboard boxes (4) Clothing 	<b>Resources such as used paper and cloth</b> <ul style="list-style-type: none"> <li>Sort them into the four categories listed on the left. Bind them with string.</li> <li>Items will be collected even on rainy days. Refrain from taking them out in heavy rain.</li> <li>Curtains and winter clothes lined with cotton wool are <b>Burnable waste</b>.</li> </ul>
おおがたふねん <b>大型不燃ごみ</b> (とどけでせい) (届出制) Large <b>non-burnable</b> waste (notification required)		Steel desks, steel beds, bicycles, sofas, mattresses with springs, etc. 	<b>Items 1 meter and over with parts that cannot be burned</b> <ul style="list-style-type: none"> <li>2 items per household per day</li> <li>Contact the city at least 5 days before collection day.</li> <li>Each item must be labelled with your name and address to show that you have contacted the city.</li> </ul>
おおがたかねん <b>大型可燃ごみ</b> Large <b>burnable</b> waste		<b>Wooden furniture (chests, chairs, desks, etc.)</b> (Remove glass or metal parts. Must be under 1 meter.) <b>Tatami</b> (Contact the city at least 5 days before collection day.) <b>Wood and boards</b> (under 1 meter long and 20 centimeters in diameter) <b>Kotatsu</b> (Remove the electric heater and the plastic/metal edge of the table top.) <b>Futons and blankets</b> (Fold up and bind with string.) 	<b>Burnable items that won't fit into the designated bag</b> <ul style="list-style-type: none"> <li>Must be under 1 meter. Bind with string.</li> <li>Tatami (maximum: 5 mats). Contact the city at least 5 days before collection day.</li> </ul>
ゆうがい <b>有害ごみ</b> Hazardous waste	Use transparent or translucent bags.	<b>Fluorescent lights</b> (Incandescent light bulbs are Landfill waste.) Don't break them. If possible, put them in a protective box they came in. Separate fluorescent lights from other hazardous waste such as lighters, batteries and tapes. <b>Lighters (including grill lighters)</b> Use it up and empty contents. <b>Batteries (manganese cells and alkaline cells only).</b> Button cells, nickel-cadmium cells and mercury cells must be brought into appliance stores. <b>Video tapes, cassette tapes</b> (Plastic cases are Other plastics.) 	<b>Items that are hard to process at the recycling center</b> <ul style="list-style-type: none"> <li>Place it in a clear plastic bag with contents visible.</li> <li>Separate fluorescent lights from other hazardous waste.</li> <li>Batteries (manganese cells and alkaline cells only) are also collected at the city hall and community centers.</li> </ul>
しゅうしゅう <b>収集しないごみ</b> Waste not accepted		The "6 Electrical Appliances" (TVs, air conditioners, refrigerators, freezers, washing machines, and clothes dryers), personal computers, car parts, motorcycles, batteries, pianos, pharmaceuticals, fire extinguishers, gas cylinders, button cells, etc. 	<b>Ask a dealer or specialist for proper disposal.</b> <ul style="list-style-type: none"> <li>The "6 Electrical Appliances" require a recycling fee.</li> <li>Temporary large volume waste should be brought in by yourself or by a transport company with a city permit.</li> <li>Business owners should properly dispose of waste generated by business activities.</li> </ul>

★For further information, refer to *Kudamatsu City Residential Waste Classification Guidebook*, or contact Kudamatsu City KANKYOSUISHIN-KA (Environmental Promotion Division) at 0833-45-1829.



# Kudamatsu City Residential Waste Classification Poster



Classification	Designated Bags	Examples	Notes
<p>も 燃やす袋ごみ ふくろ <b>Burnable waste</b></p>		<p>Food waste, leather shoes &amp; sneakers, leaves (small volume), disposable diapers (empty contents into the toilet), etc.</p>	<p>■ <b>Burnable items that can fit into the designated bag</b></p> <ul style="list-style-type: none"> <li>Items that won't fit into the designated bag are <b>Large burnable waste</b>.</li> <li>Drain food waste well.</li> <li>To dispose of cooking oil, use paper to soak it up.</li> </ul>
<p>ぶらようきほうそう <b>プラ容器包装</b> Plastic containers and packaging</p>		<p>Labels, containers (shampoo, conditioner, softener), food nets, shopping bags, packing films, foam food containers, egg crates, etc.</p>	<p>■ <b>Plastic containers and packaging with a plastic mark</b></p> <ul style="list-style-type: none"> <li>Clean well. Items that are hard to wash are <b>Burnable waste</b>.</li> <li>Do not double plastic shopping bags.</li> </ul>
<p>たぶら <b>その他プラ</b> Other plastics</p>		<p>Buckets, plastic plates &amp; cups, plastic toys (non-battery-powered), plastic kerosene containers (empty contents), etc.</p>	<p>■ <b>Plastic items under 1 meter, excluding Plastic containers and packaging</b></p> <ul style="list-style-type: none"> <li>Items 1 meter and over are <b>Large non-burnable waste</b>.</li> <li>Items that won't fit into the designated bag must be labelled "Other plastics."</li> </ul>
<p>べつとぼとる <b>ペットボトル</b> PET bottles</p>		<p>Remove the cap and the label. Rinse the inside and drain well. Dispose of the cap and the label as <b>Plastic containers and packaging</b>.</p>	<p>■ <b>Colorless and transparent bottles with a PET mark</b></p> <ul style="list-style-type: none"> <li>Colored PET bottles are <b>Other plastics</b>.</li> <li>Remove caps and labels, and dispose of them as <b>Plastic containers and packaging</b>.</li> </ul>
<p>びん・かん類 <b>Bottles and cans</b></p>		<p>Remove the lid and rinse the inside.</p>	<p>■ <b>Glass containers, drinking glasses, and metallic containers (less than 4 liters)</b></p> <ul style="list-style-type: none"> <li>Bottles and cans can go into one bag.</li> <li>Always remove the lid. Metallic lids go into the same bag.</li> <li>Bottles of cosmetics, ointments, and agricultural chemicals are <b>Landfill waste</b>.</li> </ul>
<p>きんぞく <b>金属類</b> Metals</p>	<p>Use a separate bag for each category of recyclables "資源ごみ".</p>	<p>Kettles, aluminum foil, frying pans, metal cutlery, etc.</p> <p>Aerosol cans (use it up and punch a hole. Plastic caps are <b>Plastic containers and packaging</b>.)</p>	<p>■ <b>Items under 1 meter, made of iron, aluminum, or stainless steel, excluding Bottles and cans</b></p> <ul style="list-style-type: none"> <li>Includes plastic composite products with undetachable metal parts.</li> <li>Items 1 meter and over are <b>Large non-burnable waste</b>.</li> <li>Items that won't fit into the designated bag must be labelled "Metals."</li> </ul>
<p>こがたか <b>小型家電品</b> Small electrical appliances</p>		<p>Gas stoves (remove batteries), electric carpets (put the remote on top), fan heaters, electric cords, etc.</p>	<p>■ <b>Electrical appliances with electric cords, and battery-powered items</b></p> <ul style="list-style-type: none"> <li>Excludes personal computers and the "6 Electrical Appliances" (See <b>Waste not accepted</b>.).</li> <li>Remove batteries, and dispose of them as <b>Hazardous waste</b>.</li> <li>Items that won't fit into the designated bag must be labelled "Small electrical appliances."</li> </ul>
<p>うめたて <b>埋立ごみ</b> Landfill waste</p>		<p>Glassware, ceramics, pots, rubber products (hoses, gloves, boots), ash (soak with water), etc.</p>	<p>■ <b>Items which are hard to recycle and under 1 meter</b></p> <ul style="list-style-type: none"> <li>Items 1 meter and over are <b>Large non-burnable waste</b>.</li> <li>Items that won't fit into the designated bag must be labelled "Landfill waste."</li> <li>Broken glass must be wrapped in paper and labelled "Glass."</li> </ul>