



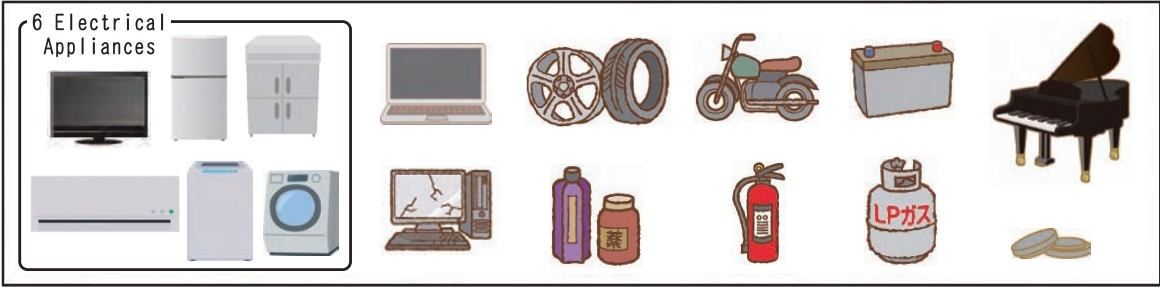


Save this poster.

Kudamatsu City Residential Waste Classification Poster



Classification	Designated Bags	Examples	Notes
<div>か ね ん け い し げ ん</div> <div>可燃系資源</div> <div>Flammable resources</div>		<div>(1) Newspapers, inserts</div> <div>(2) Magazines, books, paper cartons, scrap paper</div> <div>(3) Cardboard boxes</div> <div>(4) Clothing</div> <div></div>	<div>■Resources such as used paper and cloth</div> <div>▪ Sort them into the four categories listed on the left. Bind them with string.</div> <div>▪ Items will be collected even on rainy days.</div> <div>Refrain from taking them out in heavy rain.</div> <div>▪ Curtains and winter clothes lined with cotton wool are Burnable waste.</div>
<div>お お が た ふ ね ん</div> <div>大型不燃ごみ</div> <div><small>とどけでせい</small> (届出制)</div> <div>Large non-burnable waste</div> <div>(notification required)</div>		<div>Steel desks, steel beds, bicycles, sofas, mattresses with springs, etc.</div> <div></div>	<div>■Items 1 meter and over with parts that cannot be burned</div> <div>▪ 2 items per household per day</div> <div>▪ Contact the city at least 5 days before collection day.</div> <div>▪ Each item must be labelled with your <u>name</u> and <u>address</u> to show that you have contacted the city.</div>
<div>お お が た か ね ん</div> <div>大型可燃ごみ</div> <div>Large burnable waste</div>		<div>Wooden furniture (chests, chairs, desks, etc.) (Remove glass or metal parts. Must be under 1 meter.)</div> <div>Tatami (Contact the city at least 5 days before collection day.)</div> <div>Wood and boards (under 1 meter long and 20 centimeters in diameter)</div> <div>Kotatsu (Remove the electric heater and the plastic/metal edge of the table top.)</div> <div>Futons and blankets (Fold up and bind with string.)</div> <div></div>	<div>■Burnable items that won't fit into the designated bag</div> <div>▪ Must be under 1 meter. Bind with string.</div> <div>▪ Tatami (maximum: 5 mats). Contact the city at least 5 days before collection day.</div>
<div>ゆ う が い</div> <div>有害ごみ</div> <div>Hazardous waste</div>	Use transparent or translucent bags.	<div>Fluorescent lights (Incandescent light bulbs are Landfill waste.)</div> <div>Don't break them. If possible, put them in a protective box they came in.</div> <div>Separate fluorescent lights from other hazardous waste such as lighters, batteries and tapes.</div> <div>Lighters (including grill lighters) Use it up and empty contents.</div> <div>Batteries (manganese cells and alkaline cells only).</div> <div>Button cells, nickel-cadmium cells and mercury cells must be brought into appliance stores.</div> <div>Video tapes, cassette tapes (Plastic cases are Other plastics.)</div> <div></div>	<div>■Items that are hard to process at the recycling center</div> <div>▪ Place it in a clear plastic bag with contents visible.</div> <div>▪ Separate fluorescent lights from other hazardous waste.</div> <div>▪ Batteries (manganese cells and alkaline cells only) are also collected at the city hall and community centers.</div>
<div>し ゆ う し ゆ う</div> <div>収集しないごみ</div> <div>Waste not accepted</div>		<div>The “6 Electrical Appliances” (TVs, air conditioners, refrigerators, freezers, washing machines, and clothes dryers), personal computers, car parts, motorcycles, batteries, pianos, pharmaceuticals, fire extinguishers, gas cylinders, button cells, etc.</div> <div></div>	<div>■Ask a dealer or specialist for proper disposal.</div> <div>▪ The “6 Electrical Appliances” require a recycling fee.</div> <div>▪ Temporary large volume waste should be brought in by yourself or by a transport company with a city permit.</div> <div>▪ Business owners should properly dispose of waste generated by business activities.</div>

★For further information, refer to *Kudamatsu City Residential Waste Classification Guidebook*, or contact Kudamatsu City KANKYOSUISHIN-KA (Environmental Promotion Division) at 0833-45-1829.